

MEASUREMENT MODES

K/R Mode	Continuous Keratometry and Refractometry
REF Mode	Refractometry
KER Mode	Keratometry
CLBC Mode	Contact Lens Base Curve Measurement

REFRACTOMETRY

Vertex Distance(VD)	0.0, 12.0, 13.5, 15.0
Sphere(SPH)	-25.00 ~ +22.00D (when VD=12mm) (Increments : 0.12 and 0.25D)
Cylinder(CYL)	0.00 ~ ±10.00D (Increments : 0.12 and 0.25D)
Axis(AX)	1 ~ 180° (Increments : 1°)
Cylinder Form	-,+,MIX
Pupil Distance(PD)	10 ~ 85mm
Minimum Pupil Diameter	Ø2.0mm

KERATOMETRY

Radius of Curvature	5.0 ~ 10.2mm (Increments : 0.01mm)
Corneal Power	33.00 ~ 67.50D (when cornea equivalent refractive index is 1.3375) (Increments : 0.05/0.12/0.25D)
Corneal astigmatism	0.00 ~ -15.00D (Increments : 0.05/0.12/0.25D)
Axis	1 ~ 180° (Increments : 1°)

OTHERS

Corneal Diameter	0.8 ~ 14.0mm (Increments : 0.1mm)
Memory of Data	10 measurements for each eye
Internal Printer	Thermal line printer
Power supply	AC100-240V, 50/60Hz (Free Voltage, Free Frequency)
Dimensions	Approx. 273(W)×501(D)×473(H) mm
Weight	Approx. 20kg



We, View-M
will always be there for you.

Auto Ref-Keratometer VRK-2400



View-M Technology Co., Ltd.

UAE
Ajman Free Zone, IS,
Al Bustan, Ajman, UAE,
Tel: (+971 58 8051 849

DISTRIBUTED BY

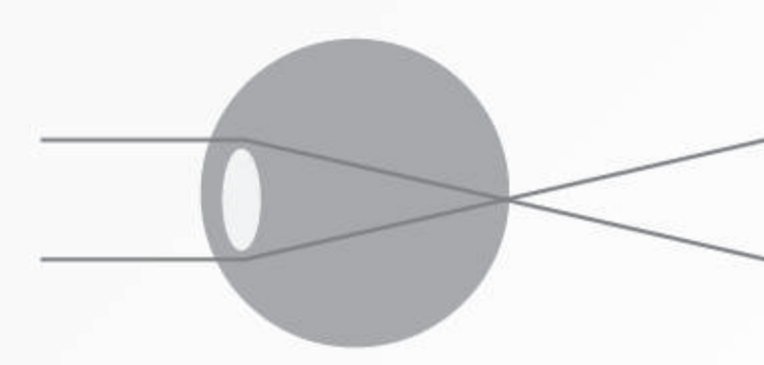
Auto Ref-Keratometer VRK-2400

with DSP Measuring Engine

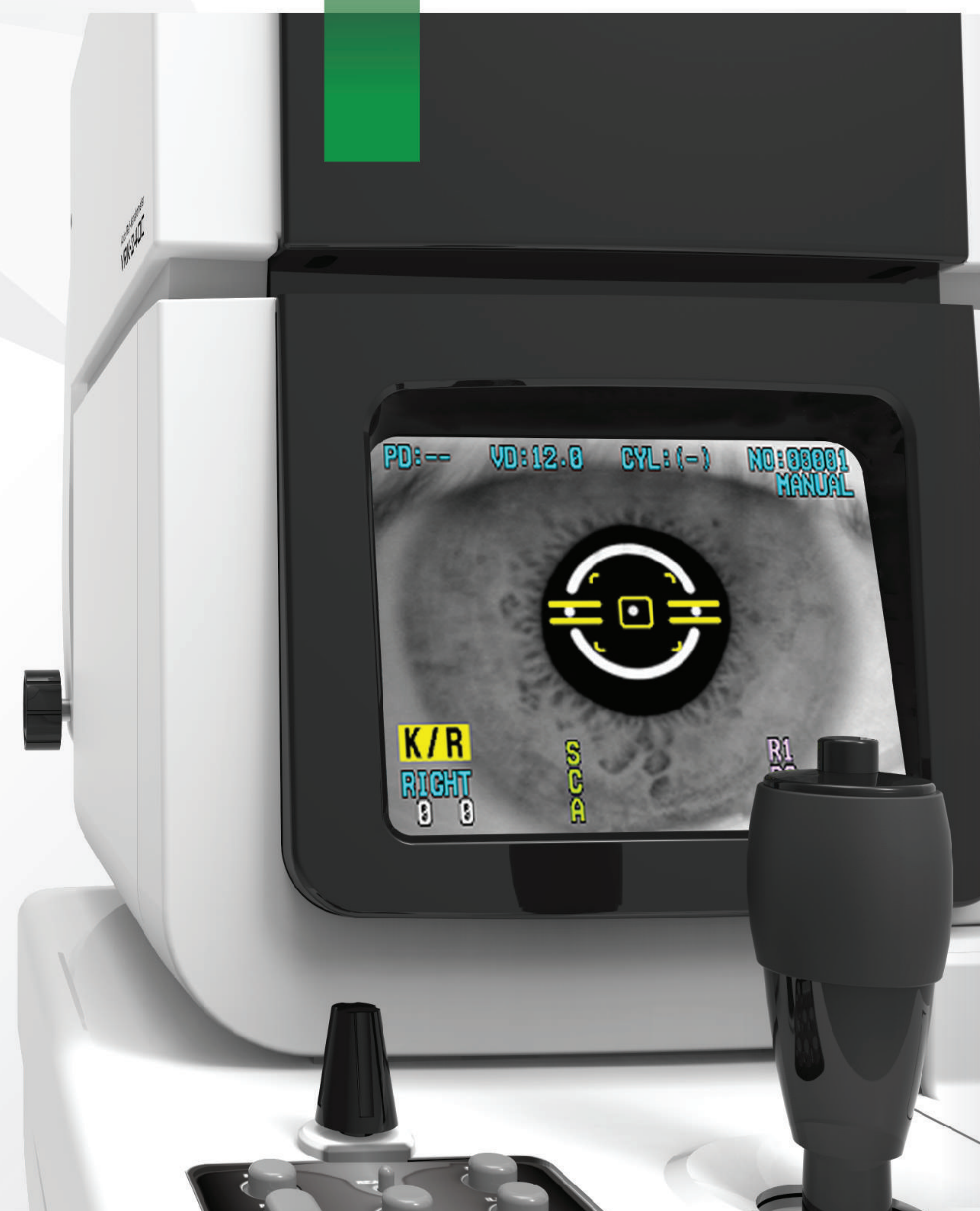
providing stabilized measured results and clear pupil/iris images

Not only the usual refractometry and keratometry, but also corneal diameter and base curve of contact lens can be measured with this one instrument. Thus, measurements of eye and prescriptions for glasses and contact lenses can be made more efficiently.

Refraction & Keratometry Measurement



VRK-2400 Provides an extensive range of dioptric measurement range. It covers -25D to +22D, and the radius of curvature for keratometry is 5.0mm to 10.2mm. Owing to its easy alignment and friendly operation you can measure the refraction and keratometry in a sequence, the results can be checked all at once.

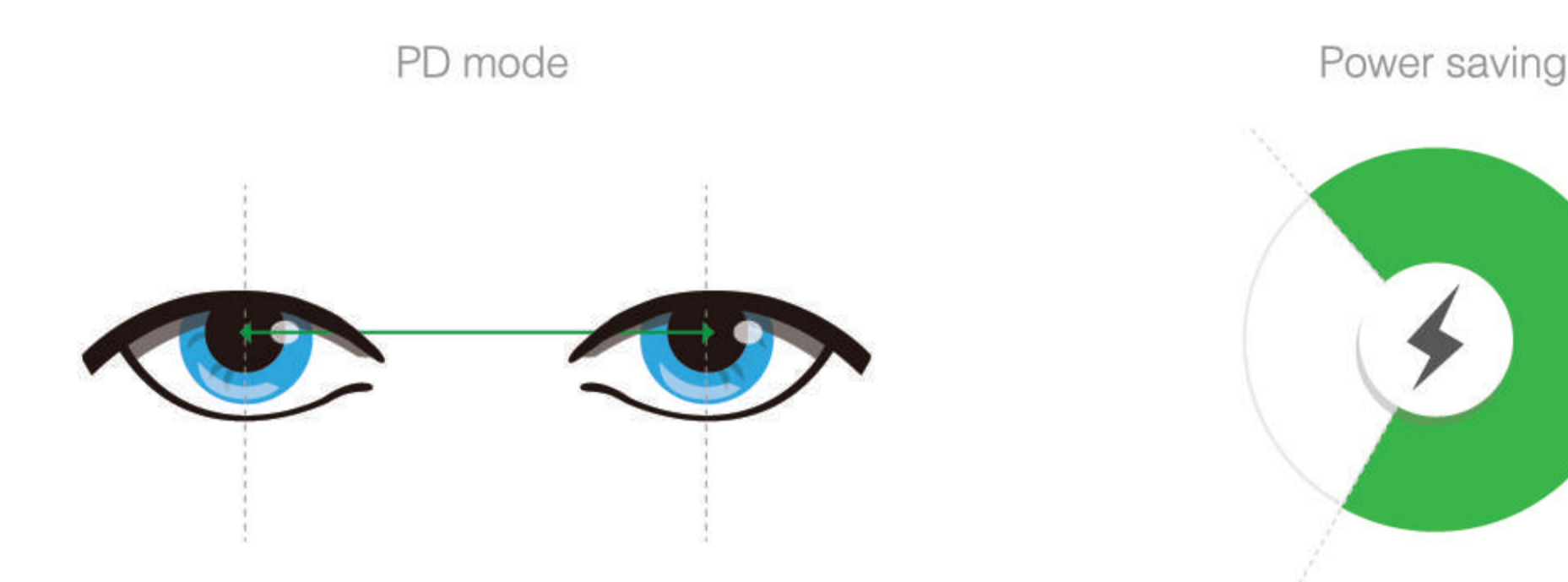


Diameter Measurement

Using the VRK-2400's Freeze Function, you can measure the diameter of the cornea, pupil or hard contact lenses worn by an examinee. Since the image of the eye is frozen, the process is both easier and more precise.

Colored picture notice table

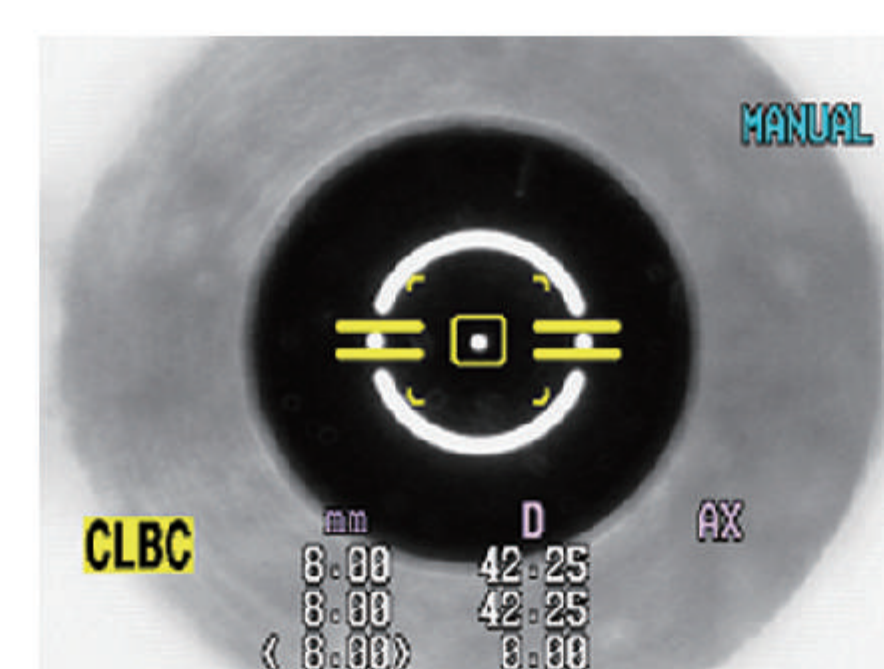
A wide visual field angled color picture notice table makes easy to fix patients' eye through making patients comfortable. An auto cloud and mist function is helpful to children or damaged eyes because it affects to machinery near vision and patients control.



Auto PD Measurement / Automatic power saving

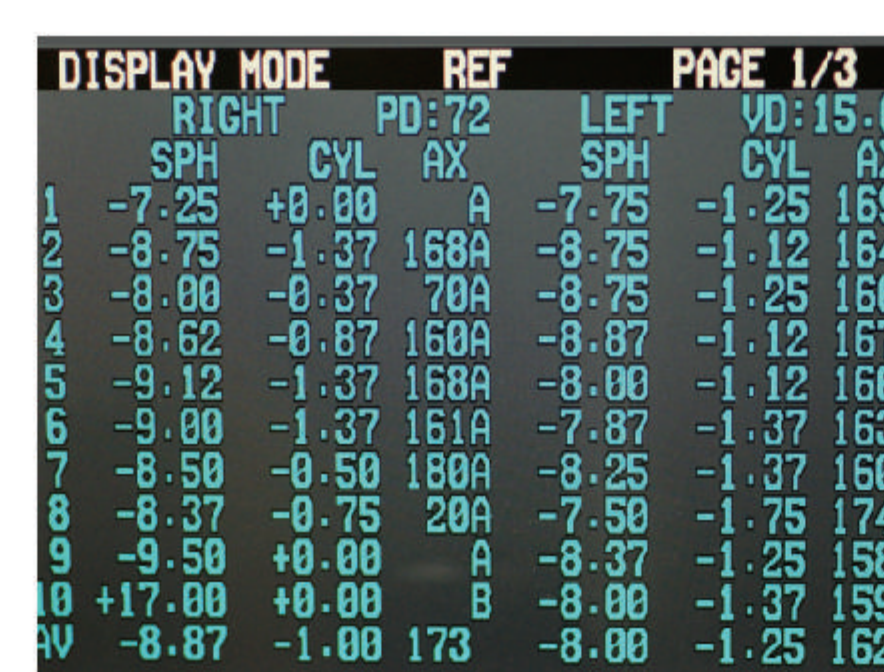
It can measure and indicate pupils' distance can be measured automatically by using measurement of reflection eyes. If VRK-2400 is not used over 5 minutes, it shut off from electric power saving function eliminates current to the TV monitor and lighting circuitry. It conserve energy and prevent any build-up of heat from electronic circuitry, increasing its useful life.

VRK-2400's friendly convenient functions always be there for you



CLBS (Contact Lens Base Curve)

CLBS supports easy to measure posterior curve of hard contact lens.



Direct results indication

Through monitor, you can see the results(maximum of 10 data for each eye) of measurements stored in memory.



Operation layer

VRK-2400 provides intuitive user interface and it contains a fixed gripe of stage and a power sign light



Printer

Built-in printer provides fast and perfect clear paper that is placed VRK-2400's front-right side.



Easy handling joystick

It can be measured by only one hand. Even novices can use it with precise results.



Transmission of data

measured data can be delivered to the external instrument (PC, phoropter) through RS-232