

# LIGHTLas SLT Deux-V

SLT/YAG COMBINATION SYSTEM  
with Vitreolysis



CLINICAL VERSATILITY WITH  
CUTTING EDGE TECHNOLOGY



# ADVANCED DESIGN PROVIDES INNOVATIVE THERAPY



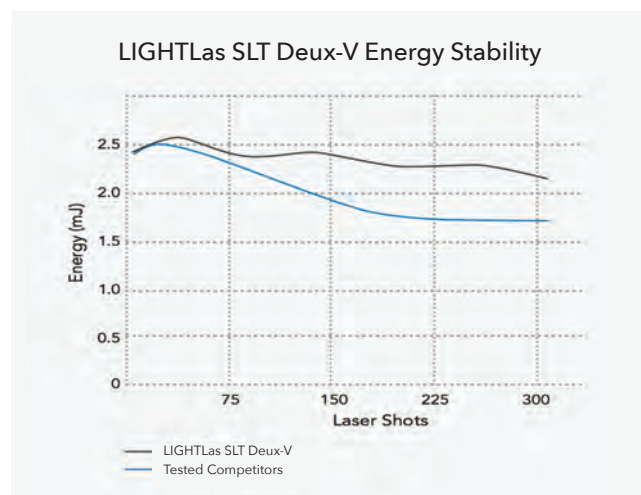
Proven effective in treating secondary cataract, glaucoma and vitreous floaters, with expanding applications in retinal diseases, the LIGHTLas SLT Deux-V offers industry-leading versatility.

## Thermal KTP Crystal Management

### Exclusive Circuitry and Software

Eliminates KTP variation by engaging a unique thermal control mechanism:

- Guarantees optimum, shot-to-shot performance and reduces energy variation errors.
- Assures most stable SLT output energy performance over high repetition firing.



## Crystal Q-Switch Laser Technology

### Powerfully Crafted

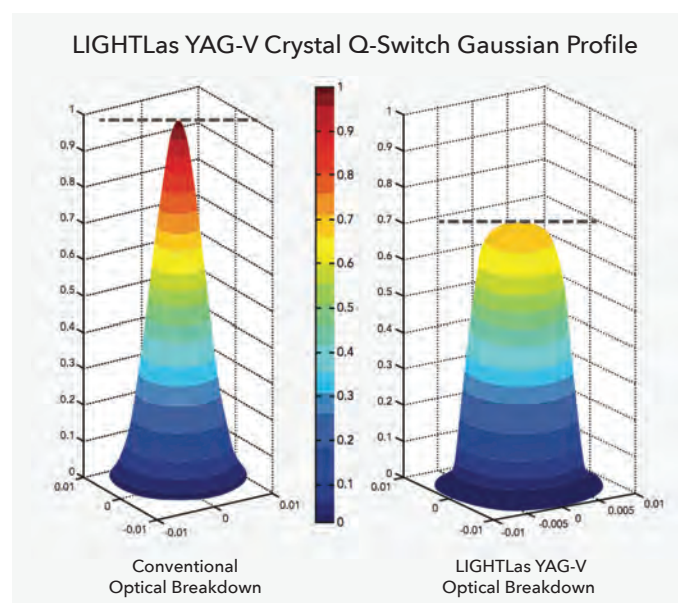
The unit is operated through a laser fire Q-Switch conveniently integrated into the system.

### Unique Laser Cavity Technology

Provides optimum tissue-cutting precision and consistent shot-to-shot output energy at the industry's lowest optimal breakdown levels.

### Advanced Noise Reduction

Improves patient compliance and allows procedures to be completed with lower energy levels to help reduce treatment side effects and lens pitting.



“ LIGHTMED provided a YAG/SLT laser for me to evaluate. The optics are terrific, the laser energy is precise and everything about the console feels like a quality product. If you are in the market for an ophthalmic, office-based laser, do yourself a favor and get LIGHTMED to show you their offerings, you will be happy you did.”

Toby Tyson, MD; Cape Coral, FL

# FULL ARRAY OF FEATURES AND BENEFITS

Intelligent and ergonomic features offer superb precision and unparalleled ease of use, ensuring optimum clinical outcomes and unmatched value.

## Quality Precision Products

### Superior Design

High-resolution, LED slit lamp along with quality components provide an enhanced view and seamless operation.

### Large, Crisp Field of View

Beam splitter-free design features internally coated safety optics to maximize resolution and viewing clarity.

### Five-Step Magnification Changer

Provides exceptional viewing, from fine structures to the wide-field view of the retina. The integrated magnification changer helps improve diagnosis capabilities at a convenient working distance.

## Posterior/Anterior Offset $\pm 500\ \mu\text{m}$

### Large Focus Shift

Allows detailed titration of treatment focus without compromising comfort, and preventing the possibility of lens pitting.

### Clinical Versatility

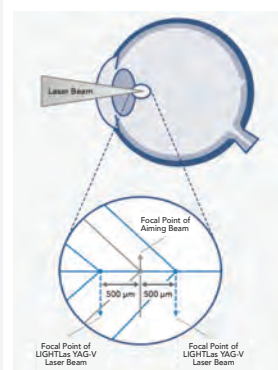
Essential for multi-patient environment with numerous IOL types.

### Adjustable Setting

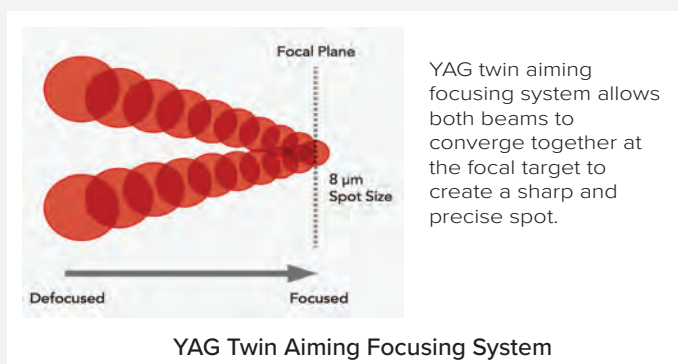
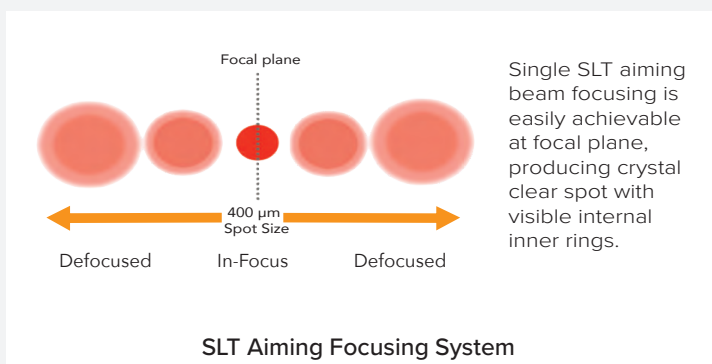
Extensive offset range of  $\pm 500\ \mu\text{m}$  for higher accuracy and greater control.



LIGHTLas SLT Deux-V  
Field of View



LIGHTLas YAG-V  
 $\pm 500\ \mu\text{m}$  Posterior/  
Anterior Offset



# ULTIMATE UPGRADABILITY

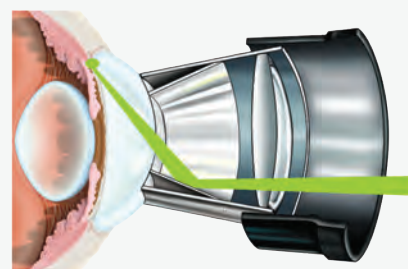
The LIGHTLas YAG-V and LIGHTLas SLT Deux-V (integrated YAG/SLT laser) comes standard with V-series vitreolysis capability. Create a more powerful, multi-purpose, anterior and posterior workstation with LIGHTLas YAG-V or LIGHTLas SLT Deux-V.

## Why Selective Laser Trabeculoplasty (SLT)?

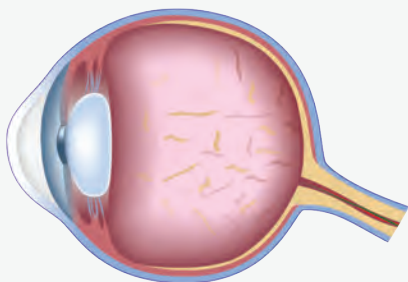
Selective Laser Trabeculoplasty is a safe and effective laser procedure offered as the standard of care in the treatment of Primary Open Angle Glaucoma (POAG). The treatment is indicated to lower the Intra-Ocular Pressure (IOP) associated with glaucoma.

- A concentrated low energy laser beam is directed at the trabecular meshwork with an SLT lens.
- The short pulses of green (532nm) wavelength and low energy of the laser light stimulates the body's natural immune response to rebuild the functions that associate with regulation of the IOP.
- Over several weeks this response promotes improved fluid flow from the eye, resulting in lower IOP. There is minimal thermal damage which could lead to less scar tissue formation because the laser energy only interacts with pigmented cells.
- SLT is proven to be safe, and can be repeated without any known side effects.

### Selective Laser Trabeculoplasty (SLT)



### Vitreous Humor & Floaters



## Flexibility For Successful Vitreolysis Treatment

The advanced combination of LIGHTMED's YAG technology and split prism illumination tower has the capability to perform a non-invasive and safe treatment for vitreous strands.

- Uses a unique and advanced design to illuminate deeper into the vitreous.
- Provides an unobstructed laser beam that allows more control, convenience, and precision during each treatment.
- Ensures precise positioning of the optical breakdown and provides protection of adjacent tissue with the precision of the twin aiming focus system and wide-offset range.



# DYNAMIC WITH INFINITE TREATMENT OPTIONS

In addition to a suite of advanced features, LIGHTLas SLT Deux-V offers a comprehensive selection of combinations as your practice grows and clinical needs change.

## Advanced Engineering

- The LIGHTLas SLT Deux-V design simplifies service and maintenance, resulting in minimum system downtime and reliable operations.
- Innovative engineering enhances practice dynamics and clinical scope.

## Unmatched Ergonomics

- **Convenient Operation:** Dual hand controls enable ease of use while externally mounted chin rest facilitates patient posture and comfort.
- **Modular Design:** Assures better treatment and offers faster and easier maintenance.
- **Perfect Precision:** Advanced laser firing mechanism utilizes a direct fire-to-joystick switch mechanism for optimal performance.



## Range of Workstation Options

- **Powerful Multi-Functional Integration:**
  - Upgrade with the LIGHTLas 532 (green), LIGHTLas 577 (yellow), or LIGHTLas 810 (infrared) with a slit lamp adaptor to expand clinical scope.
  - LIGHTLas photocoagulators utilize continuous wave (CW) and exclusive SP-Mode® Microsecond Laser Technology delivered through the slit lamp of the LIGHTLas SLT Deux-V.
- **Treatment Adaptability:**
  - LIGHTLas photocoagulators can be conveniently located on a SMART medical cart, or placed on your table of choice for a complete mobile workstation.

LIGHTLas SLT DEUX-V SPECIFICATIONS

MODEL	LIGHTLas SLT Deux-V	
Mode	YAG Mode	SLT Mode
Laser Type	Q-Switched Nd:YAG	Q-Switched frequency doubled Nd:YAG
Wavelength	1064 nm	532 nm
Energy Range	0.2 to ≤ 15 mJ (in single pulse mode), 10 to ≤ 25 mJ (in double pulse mode), 20 to ≤ 45 mJ (in triple pulse mode)	0.2 - 2.6 mJ, continuously variable
Pulse Width	4 ns	3 ns
Burst Mode	1, 2, and 3 pulse per shot, selectable	Single pulse
Mode Structure	Fundamental, diffraction limited	Frequency-doubled, diffraction limited
Average Air Breakdown	2.1 mJ (≤ 1.5 mJ in liquid solution)	N/A
Spot Size	8 µm	400 µm
Cone Angle	16 degrees	< 3 degrees
Treatment Beam Offset Range	±500 µm, continuously variable	N/A
Aiming Beam	Dual beam laser diode, continuously variable, red 635 nm	Single beam laser diode, continuously variable, red 635 nm
Slit Lamp Illumination LED	Slit lamp XLamp® XM-L2 2.85 V 10 W	
Laser Repetition Rate	Up to 3.0 Hz	
Laser Delivery	Galilean Slit Lamp integrated, stereoscopic 16x microscope with converging optics	
Magnification	Integrated: 5-position, 5x, 8x, 14x, 25x, 38x	
Safety Filter	Fixed OD5 @ 1064 nm and 532 nm, double coated / color balanced	
Cooling	Air convection, passive	
Power Requirements	100-240 VAC, 50-60 Hz, Auto ranging	
Power Rating	500 VA	
Dimensions	72 cm (L) x 54 cm (W) x 54 cm (H)   28 in (L) x 21 in (W) x 21 in (H)	
Weight	32 kg   70.5 lbs	

Specifications are subject to change without notice. LIGHTMED devices are made strictly in accordance with the international laser safety regulations and standards; EN60601-1-1, EN606901-2-22, IEC60825-1

LIGHTLas SLT is also available upon request (SLT only without YAG)

Optional Accessories

- Dual plug beam splitter
  - Observation tube
  - Photographic camera adaptor
  - Video camera adaptor
- Iridotomy laser lens
  - Capsulotomy laser lens
  - SLT laser lens
  - Mid-vitreous lens

Tables

- Single column u-recessed table

